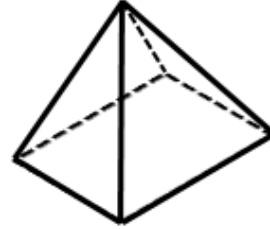


Join the clues with the right shape.

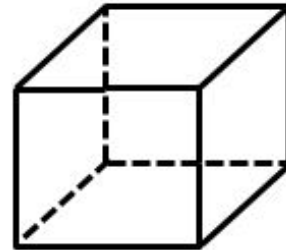
1) It's a shape with:

6 square faces and 8  
vertices



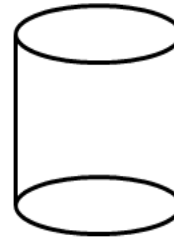
2) It's a shape with:

4 rectangle faces and 12  
edges



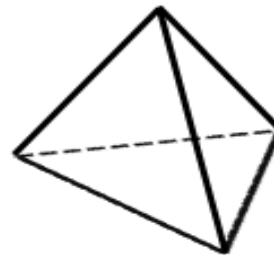
3) It's a shape with:

4 triangular faces and 5  
vertices



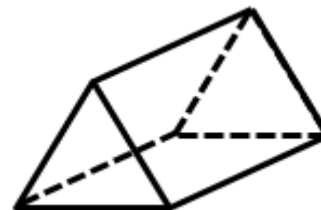
4) It's a shape with:

2 triangular faces and 9  
edges




5) It's a shape with:

4 triangular faces and 4  
vertices



6) It's a shape with:

2 circular faces and 1 curved  
face





## ANSWERS

- 1) cube
- 2) cuboid
- 3) square based pyramid
- 4) triangular prism
- 5) tetrahedron
- 6) cylinder