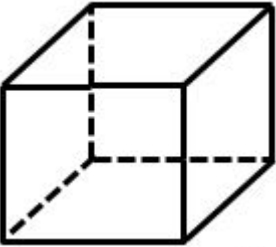
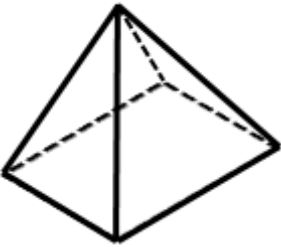
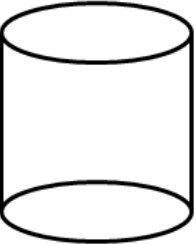
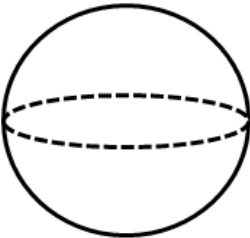
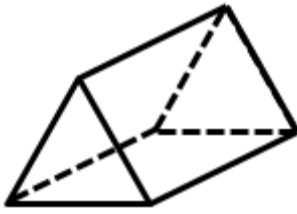


2D and 3D Shapes
WORKSHEET#10

Complete the following table.

Shape	Name	Faces	Edges	Corners
1 				
2 				
3 				
4 				
5 				



ANSWERS

1) Name: cube	Faces: 6	Edges: 12	Corners: 8
2) Name: pyramid	Faces: 5	Edges: 8	Corners: 5
3) Name: cylinder	Faces: 3	Edges: 2	Corners: 0
4) Name: sphere	Faces: 1	Edges: 0	Corners: 0
5) Name: triangular prism	Faces: 5	Edges: 9	Corners: 6