

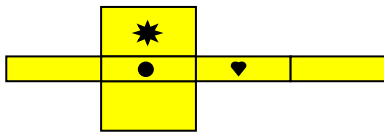
**Nets
WORKSHEET#7**

1. ?

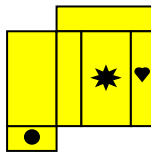
Work with a partner. Answer the question and follow the instructions to make a cuboid.

a) Which net represents cuboid shown below?

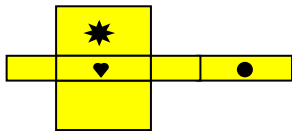
A



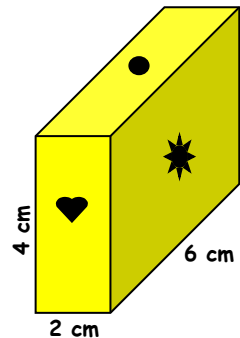
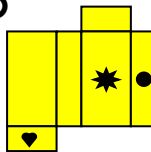
B



C



D



b) Copy each net onto a 1 cm square paper.

c) Decide where to draw tabs.

d) Cut out the net using scissors, and gluing each tab, assemble the cuboid. The last face to stick down is the one without any tabs.

2. ?

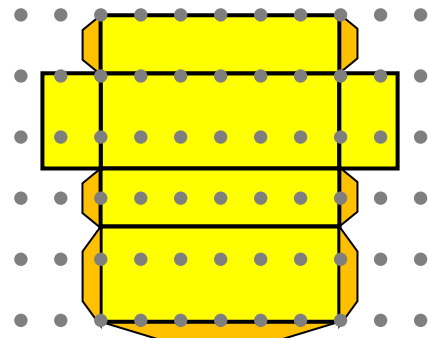
Answer the question and follow the instructions to make a cuboid.

a) Copy the net of the cuboid onto 1 cm square dot grid paper.

Draw the tabs as shown.

b) Carefully cut out the net.

c) Fold along each fold line and assemble the cuboid by gluing each tab in turn.



1. The net D

