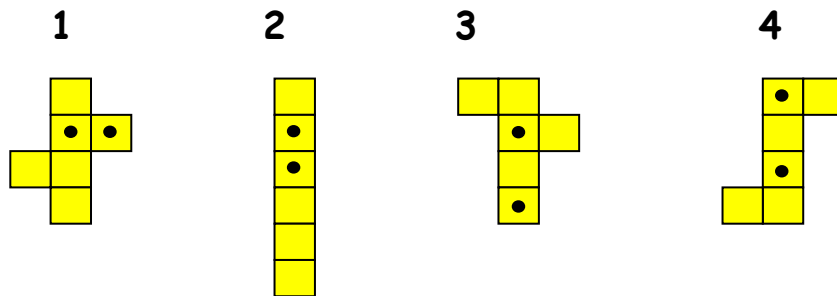
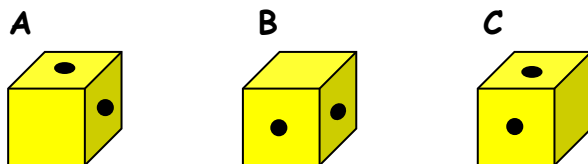


Nets  
WORKSHEET#5

1. Watch the nets shown below and follow the instructions.



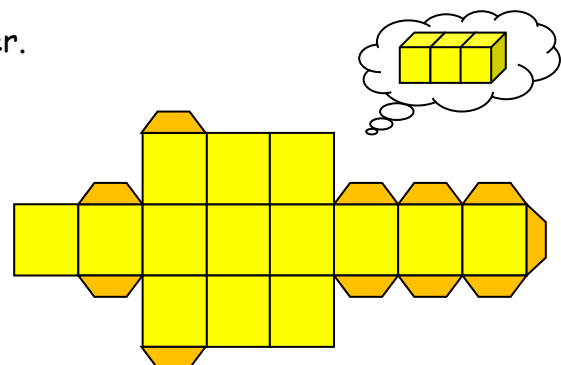
a) Among these nets, find one that matches some of these cubes.



- b) Copy each net onto 1 cm square paper. Make the side of each face 4 cm long.
- c) Decide where to draw the seven tabs.
- d) Score along each fold line using a ruler and scissors.
- e) Assemble the cube by gluing each tab in turn to check your answer.

2. Let's look at the cuboid made of three open cubes. Each cube is open on the side where it connects with the other one.

- a) Copy the net onto 1 cm squared paper. Draw the tabs as shown.
- b) Cut out the net using scissors, and gluing each tab, assemble the cuboid. The last face to stick down is the one without any tabs.



1. The cube **B** matches with the net 1.

