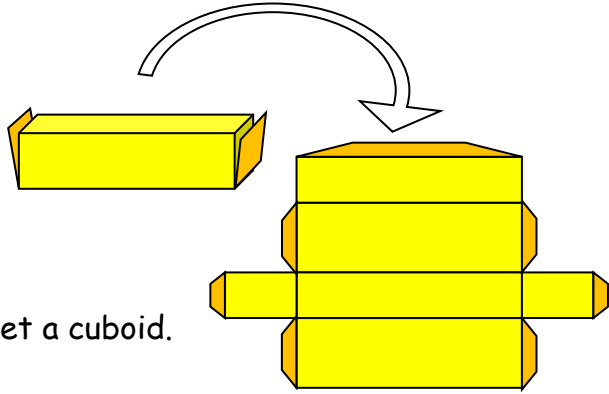


Nets  
WORKSHEET#4

1. ? cuboid.

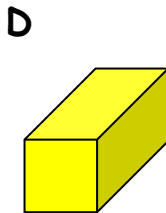
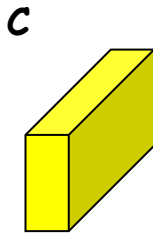
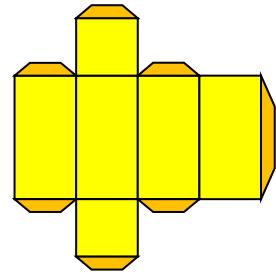
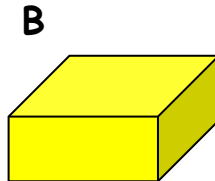
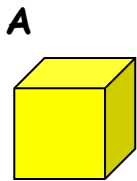
a) Copy the net of the cuboid onto a 1 cm square dot grid paper. Draw 7 tabs as shown.



b) Using scissors, cut out the net and glue the tabs with squares to get a cuboid.

2. ? Follow the instructions and build a rectangular prism. Build a

a) Choose the rectangular prism which corresponds to the net shown below.



b) Copy the net of the rectangular prism onto a 1 cm square dot grid paper. Draw 7 tabs as shown.

c) Carefully, using scissors, cut out the net and glue the tabs with squares to check that it will fold into the selected shape.



2. D