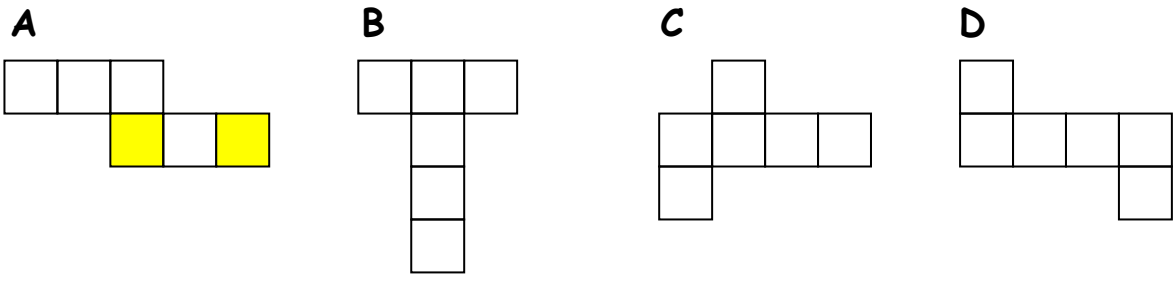


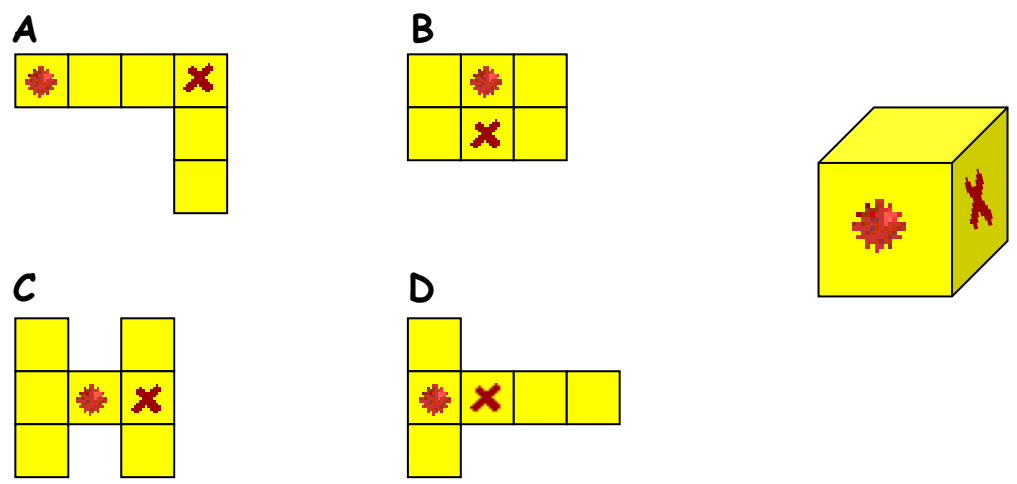
Nets  
WORKSHEET#2

1. Which sides are opposite after folding?  
Use the same color to paint them.



2. Follow the instructions and answer the questions.

a) Which is the net of the cube shown?

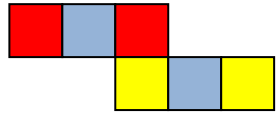


- b) Copy each net to 1 cm square paper. Make the side of each face 3 cm long.
- c) Cut out and fold each net to check your answer.
- d) Remove one square to get an open cube without the face opposite to that containing a mark 'x'.

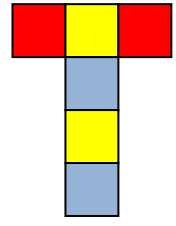
ANSWERS 

1.

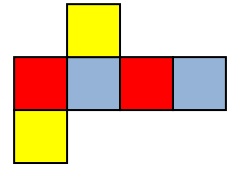
A



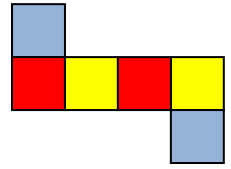
B



C



D



2.

a) D

d)

