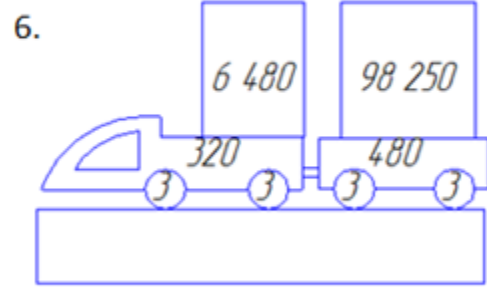
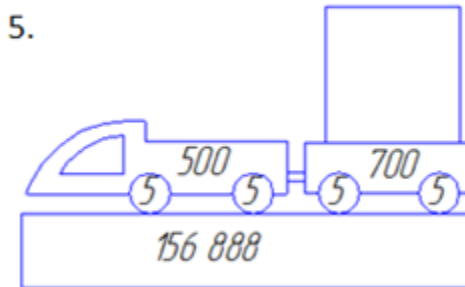
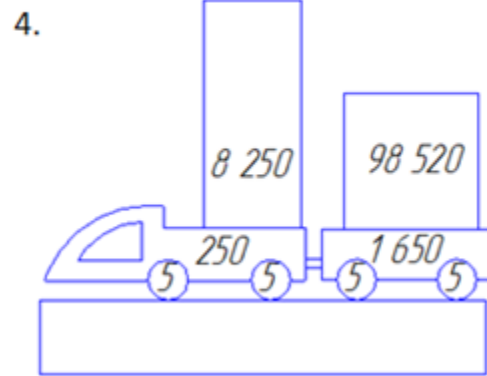
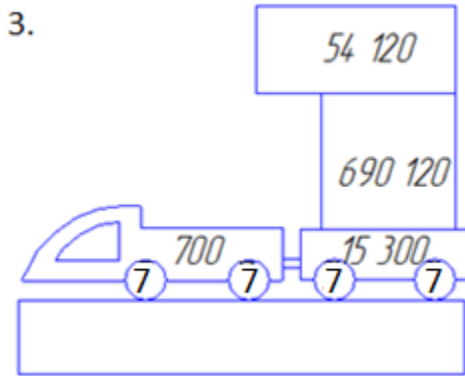
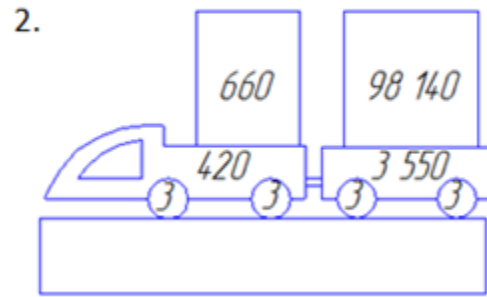
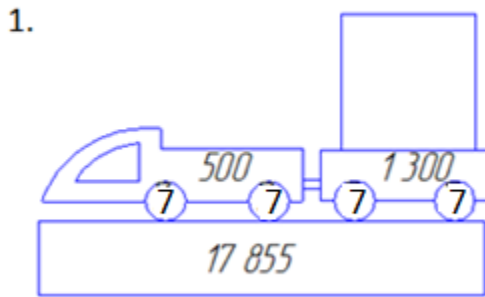


Adding mentally
WORKSHEET#7

Work out the missing numbers mentally.

Loaded trucks are weighed using special weighing machines. The figure shows the mass of each element of the truck. Depending on what is unknown, find the entire mass of the truck with a load, or the weight of the load separately.



ANSWERS

- 1) 16 027 ;
- 2) 102 782 ;
- 3) 760 268 ;
- 4) 108 690 ;
- 5) 155 668 ;
- 6) 105 542