

Pictographs  
**WORKSHEET#8**

The following table shows the number of cakes baked by 5 girls in a week. Draw a pictograph based on the information using the key.





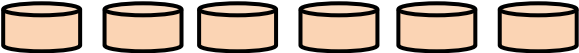
<b>Name</b>	Tina	Leena	Meena	Saleena	Bareera
<b># of cakes baked</b>	24	60	36	12	72

**Key:**  represents 12 cakes

**Pictograph**

<b>Name</b>	<b>Number Of Cakes</b>

**ANSWERS**

Name	Number of Cakes
Tina	
Leena	
Meena	
Saleena	
Bareera	

**Key:**  represents 12 cakes