

Pictographs
WORKSHEET#4

The following table shows the number of trees of each fruit in the farm. Draw a pictograph based on the information using the key.






Fruit	Apple	Orange	Mango	Cherry	Banana
# of trees	20	35	10	25	40

Key:  represents 5 trees

Pictograph

Fruit	Number Of Trees

ANSWERS

Fruit	Number of Trees
Apple	
Orange	
Mango	
Cherry	
Banana	

Key:  represents 5 trees