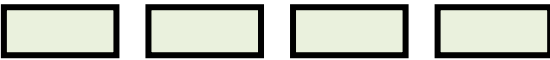







Pictographs
WORKSHEET#2

The pictograph below shows the number of cartons of milk sold during the first six months of the year?

January	
February	
March	
April	
May	
June	

Key:  represents 10 cartons

Answer the following questions.

- 1) How many cartons of milk were sold in February? _____
- 2) During which months 40 cartons of milk were sold?

- 3) Is April the month in which least number of cartons were sold?

- 4) During which month the maximum numbers of cartons were sold?

- 5) How many cartons of milk were sold in the month of June?



ANSWERS

- 1) 60
- 2) January and March
- 3) No
- 4) February
- 5) 20