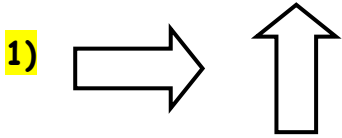



Congruent Shapes WORKSHEET#2

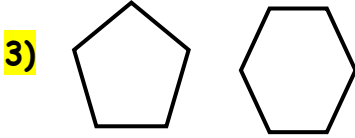
Determine whether the each pair of shapes is **congruent** or **not congruent**.



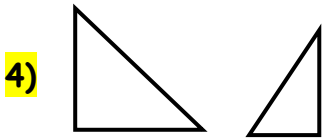
- a) congruent
- b) not congruent



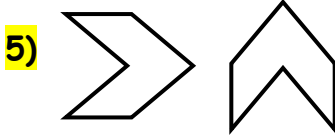
- a) congruent
- b) not congruent



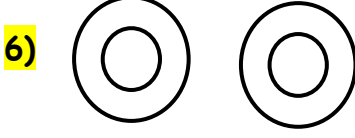
- a) congruent
- b) not congruent



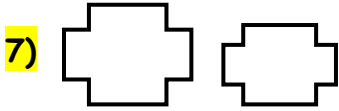
- a) congruent
- b) not congruent



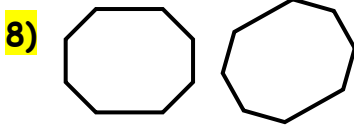
- a) congruent
- b) not congruent



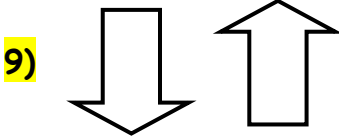
- a) congruent
- b) not congruent



- a) congruent
- b) not congruent



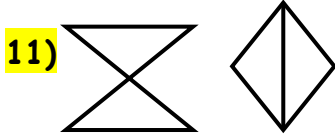
- a) congruent
- b) not congruent



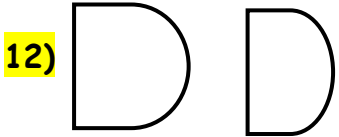
- a) congruent
- b) not congruent



- a) congruent
- b) not congruent



- a) congruent
- b) not congruent



- a) congruent
- b) not congruent



ANSWERS

1) a

2) b

3) b

4) b

5) a

6) a

7) b

8) a

9) a

10) b

11) b

12) b