

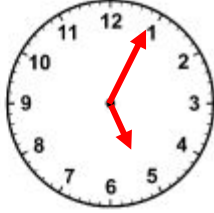
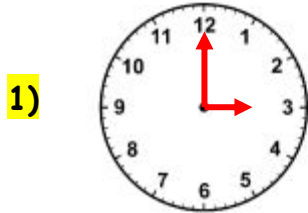
WORKSHEET#10

How much time has passed between the pair of times? Match the correct answer.

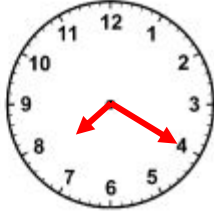
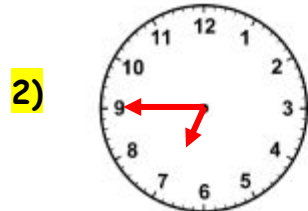
START TIME

END TIME

ELAPSED TIME



a) 7 hours



b) 4 hours

3) 2:20pm

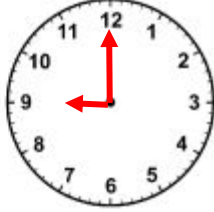
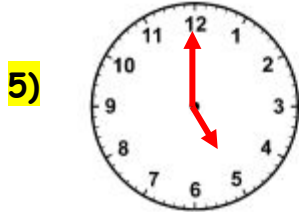
3:40pm

c) 2 hours
5 minutes

4) 12:00pm

7:00pm

d) 35 minutes



e) 6 hours
20 minutes

6) 1:15am

1:45am

f) 30 minutes

7) 3:10pm

9:30pm

g) 1 hour
20 minutes



ANSWERS

1) c

2) d

3) g

4) a

5) b

6) f

7) e