

5 DIGIT NUMBERS

(Comparing 5 Digit Numbers)


Comparing two numbers means to check if a number is **greater than** ($>$), **less than** ($<$) or **equal** ($=$) to the other number.

RULES OF COMPARISON

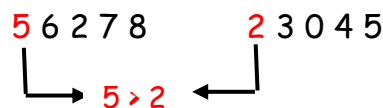
1. The number which has greater number of digits is always greater than the number with lesser digits.

 e.g. $15673 > 1423$ since 15673 has 5 digits and 1423 has 4.

2. If both the 5 digit numbers to be compared have same number of digits, then start comparing the digits from the extreme left place of the number i.e. ten-thousands. The number having greater number at ten-thousand place is greater.

 For example, compare 23045 and 56278. Compare the digit at thousands place.

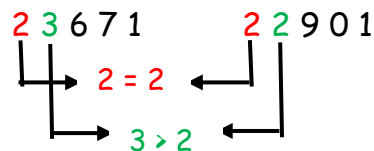
5 is greater than 2, so $56278 > 23045$.



3. If the digits at the ten-thousand place of both the numbers is same, than compare the second digit from the left i.e. at thousands place. The number having greater digit at thousands place is greater.

e.g: Compare 23671 and 22901. Here the digits at ten-thousand place are same, we compare the digits at thousands place.

3 is greater than 2, so $23671 > 22901$



Similarly, if the digits at ten-thousands and thousands place are the same we check the digits at hundreds place and if they are same too we move on to check tens place and so on.